

1

2

3

4

5

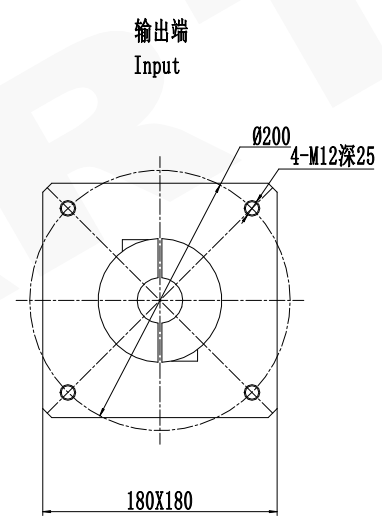
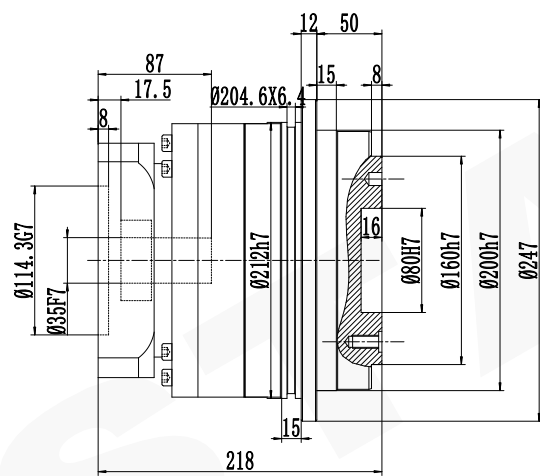
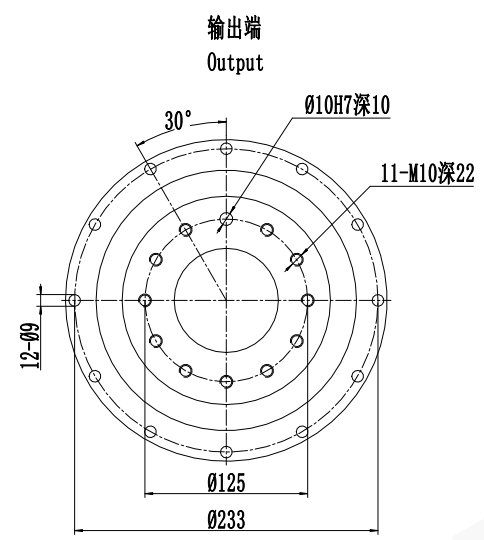
6

A

B

C

D



减速比 (Ratio i)		4	5	7	8	10
额定承载扭矩 (Rated load torque)	Nm	1483	1200	1000	1000	910
最大加速力矩 (Max.acceleration torque)	Nm	2669	2160	1800	1800	1638
急停扭矩 (Emergency stop toque)	Nm	4449	3600	3000	3000	2730

未注线性尺寸极限偏差 Unmarked tolerance	
0.5-3	±0.2
3-6	±0.3
6-30	±0.5
30-120	±0.8
120-400	±1.2
400-1000	±2

精密行星减速机技术参数			
容许最大径向载荷 (Max.radial load)	26600N	空载力矩20℃ (No-load torque)	≤ 1.5Nm
容许最大轴向载荷 (Max.axial load)	18000N	润滑 (Lubrication)	合成润滑脂 (Synthetic grease)
额定输入转速 (Nominal input speed)	1500r/min	使用环境温度 (Operation temperature)	-15℃~+90℃
最大输入转速 (Max input speed)	3000r/min	使用寿命 (Service life)	≥20000h
噪音 (Noise)	≤ 67db	防护等级 (Protection grade)	IP54
回程间隙 (Backlash)	7arcmin		
		AD系列	
		P2 L1	

精密行星减速机
Precision Planetary
Gear Boxes

AD200L1-i-P2-0P2
35-79-114.3-200-M12

A. AD. 200.

1

2

3

4

5

6

A

B

C

D